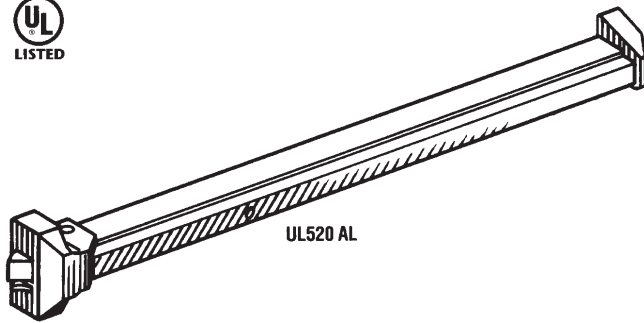


PANIC DEVICE

Rim-Type Touch Bar Panic Device

Contractor Quality®



Features

- Deadlatching
- Non-handed for use on right or left opening doors
- Easy to install new or replacement
- Complete with rim strike latch, shim, fasteners, mounting templates and easy to follow instructions.

Reversible rim type touch bar exit devices feature deadlatching, and are non-handed (right or left opening), and easily installed. Hex key dogging is used, and the devices are available with exterior access accessories such as ball or lever keyed locks. Each unit is packed with a rim strike, shim and a complete kit of fasteners, including mounting templates and easy to follow instructions. The units are also Underwriter Laboratories listed and several are 1 1/2 hour fire rated.


Hand of Door: The Hand of Doors, including double acting, is determined from the Outside or Lock Side of the door to which it is applied. If standing outside, the door Opens From you it is a Regular Bevel door, if Opening Toward you, it is a reverse bevel door.

Horizontal reversible, rim type touch bar exit devices UL and KUL 520 series fit a 24" to 36" wide door, and can be used with a cylinder, keyed ball knob, or keyed lever, or a pull.

Part No.	Description
PRK UL520 AL	Exit, Rim 24" – 36" Alum Finish

PANIC DEVICE ACCESSORIES


Keyed Lever



Series LL520 lever keyed locks, in dull chrome, are available for the UL520 and 520V panic exit devices. Fits a standard ANSI #161 cutout.

Part No.	Description
PRK DLL520DCH	Trim, Storeroom Lever 26D
PRK LL520DCH	Trim, Entry Lever 26D

Door Pull



The PC510 door pull has a cylinder hole, and fits any exit device. It comes in two finishes, aluminum and duranodic. The door pull covers an existing ANSI #161 prepared door.

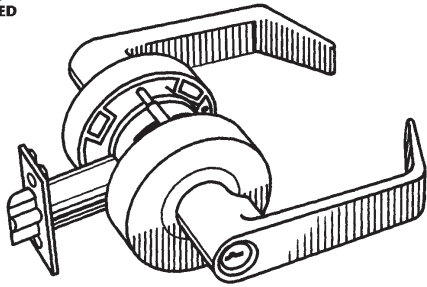
Part No.	Description
PRK PC510AL	Trim, Pull Less Cyl. Alum Finish

HEAVY DUTY CYLINDRICAL LEVERSETS

Grade 2 Contractor Quality®

SL8160 Series

With Removable Thru-bolts for Dual Installations



Features

- Removable Thru-bolts
- Single step roses
- Cold rolled steel housing
- Reversible, non-handed
- 2³/₄" backset UL listed latch bolt. Standard for all functions.
- 1¹/₄" × 4⁷/₈" ANSI strike. Standard for all leversets, all functions.
- 6 pin solid brass SC-1 ILCO #1145 keyway, keyed to 5 pins
- Wide choice of finishes (US 26D, 3, 10B)
- Master keying is available
- Each lever works independently of the other
- Dead locking latch on all keyed leversets
- 2 nickel silver keys
- Separate lever spring mechanisms help prevent sag
- 1/2" throw solid brass latch-bolt, UL listed, three hour fire rated
- Full 5" long handles on all levers in all functions
- Special keying available (Master and Grand Master)

(SL8160 lever set has a contemporary single step rose. It is available in boxed package only.) UL listed, ADA approved Grade 2 barrier free leversets are ready for all ADA and other needs in passage, privacy, storeroom, classroom and dummy functions, in addition to entry models. Leversets meet ANSI A156.2 Series 4000 Grade standards and more than fulfill ADA requirements. The ANSI Series 4000 standard exceeds 400,000 operating cycles.

Passage Set

Part No.	Description
PRK SL8160N 10B	Passage, Lever 2 3/4 10B
PRK SL8160N 26D	Passage, Lever 2 3/4 26D
PRK SL8160N 3	Passage, Lever 2 3/4 3

Privacy Lock

Part No.	Description
PRK SL8160P 10B	Privacy, Lever 2 3/4 10B
PRK SL8160P 26D	Privacy, Lever 2 3/4 26D
PRK SL8160P 3	Privacy, Lever 2 3/4 3

Entry Lock

Part No.	Description
PRK SL8160A 10B KD	Entry, Lever 2 3/4 SC1 10B
PRK SL8160A 26D KD	Entry, Lever 2 3/4 SC1 26D
PRK SL8160A 3 KD	Entry, Lever 2 3/4 SC1 3

Classroom Lock

Part No.	Description
PRK SL8160R 10B KD	Classroom, Lvr 2 3/4 SC1 10B
PRK SL8160R 26D KD	Classroom, Lvr 2 3/4 SC1 26D
PRK SL8160R 3 KD	Classroom, Lvr 2 3/4 SC1 3D

Storeroom Lock

Part No.	Description
PRK SL8160D 10B KD	Storeroom, Lvr 2 3/4 SC1 10B
PRK SL8160D 26D KD	Storeroom, Lvr 2 3/4 SC1 26D
PRK SL8160D 3 KD	Storeroom, Lvr 2 3/4 SC1 3

Levers with Clutch — Entrance Lever

Part No.	Description
PRK CSL8160A 10B KD	Entry, Lvr 2 3/4 SC1 Clutch 10B
PRK CSL8160A 26D KD	Entry, Lvr 2 3/4 SC1 Clutch 26D

Levers with Clutch — Storeroom Lever

Part No.	Description
PRK CSL8160D 10B KD	Storeroom, 2 3/4 SC1 Clutch 10B
PRK CSL8160D 26D KD	Storeroom, 2 3/4 SC1 Clutch 26D

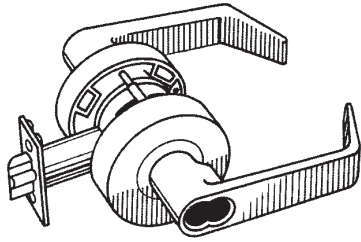
Levers with Clutch — Classroom Lever

Part No.	Description
PRK CSL8160R 26D KD	Classroom, 2 3/4 SC1 Clutch 26D
PRK CSL8160R 10B KD	Classroom, 2 3/4 SC1 Clutch 10B

HEAVY DUTY CYLINDRICAL LEVERSETS

SL8160 Series I/C Core

Contractor Quality®



Contractor Quality Grade 2 leverlocks are prepared to accept an interchangeable core for increased security and convenient key control. These locks will accept original Best, Falcon, Arrow, Medeco, Kaba and other popular cores currently on the market. It will accept 6 or 7 pin cores. The interchangeable core advantage is that it is used in a number of different types of locks without the need to change the entire cylinder assembly. You can change the keying without removing the lockset from the door.


Part No.	Description
PRK SL8160A 26D IC	Entry, Lever 2 3/4 IC 26D L/C
PRK SL8160D 26D IC	Storeroom, Lvr 2 3/4 IC 26D L/C
PRK SL8160R 26D IC	Classroom, Lvr 2 3/4 IC 26D L/C

LATCHES

Heavy-Duty Latches

Contractor Quality®


Deadlatch



These heavy duty latches are available in deadlatching and non deadlatching functions. They are 1 1/2 hour fire rated by UL. Grade 2 solid brass bolt with 1/2" throw. The 2 3/8" backset latches have 1 x 2 1/4" face plates. The 2 3/4" backset latches have 1 1/8 x 2 1/4" face plates.

Part No.	Description
PRK UL93000	Part, 2 3/8 DL F/ SL8160 US3
PRK UL93002	Part, 2 3/8 DL F/ SL8160 US26D
PRK UL91103	Part, 2 3/8 DL F/ SL8160 US10B
PRK UL91000	Part, 2 3/4 DL F/ SL8160 US3
PRK UL91002	Part, 2 3/4 DL F/ SL8160 US26D
PRK UL91003	Part, 2 3/4 DL F/ SL8160 US10B

Springlatch

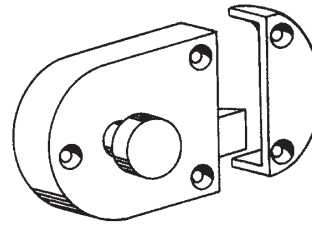


Part No.	Description
PRK ULI9300	Part, 2 3/8 SL F/ SL8160 US3
PRK ULI9302	Part, 2 3/8 SL F/ SL8160 US26D
PRK ULI9303	Part, 2 3/8 SL F/ SL8160 US10B
PRK ULI91000	Part, 2 3/4 SL F/ SL8160 US3
PRK ULI91002	Part, 2 3/4 SL F/ SL8160 US26D
PRK ULI91004	Part, 2 3/4 SL F/ SL8160 US10B

RIM LOCKS & LATCHES

Secret Gate Latch

Contractor Quality®




The 551 Secret Gate Latches come in several finishes and some are constructed of cast brass. They are quickly installed on almost any gate to keep the gate closed.

Part No.	Description
PRK 551SPB	Secret Gate Latch (Sprayed Brass)

SPECIALTY LOCKS

Sliding Door Lock



The 2286 series of sliding door locks come keyed alike in chrome finish. The mounting plate is 1 7/8" x 1 1/16", with bolt being 9/32" in diameter. The lock is used for showcases, cabinets and sliding wood doors 7/8" thick. The locks are individually boxed with a cup strike & screws.

Part No.	Description
PRK 2286 PCHA	Sliding Door Lock, KA "A" US26

Custom keys, strong, durable made to exact tolerances as originals. Available in the following keyways: A, G and S. Please specify keyway when ordering.

Part No.	Description
PRK A	Key, Pre Cut "A" F/ 2286 Lock